



# We have the light tower to suit any needs

The HiLight range of light towers were designed to offer the widest choice when it comes to finding the light tower that is right for your application. We provide multiple range of industries with a flexible and dynamic set of lighting options, while addressing all aspects of efficiency and safety. You can also be assured of the robust build quality and compact size for which Atlas Copco is globally recognized.

We have really put our innovation stamp on LED technology. The lenses in our LED light towers have a very special optic designed specifically for construction and mining applications.

This innovative, fully directional, LED lens design means we maximize the light coverage and reduce “lighting waste”. A single HiLight tower can cover an area of up to 6.000 m<sup>2</sup> with a 20 lux (brightness) average – ensuring a brighter, safer and more productive site.

On top of that, at Atlas Copco we have a strong commitment with the innovation and the environment, and therefore we have developed new technologies that provide bright and efficient light with zero emissions, zero fuel consumption and even zero noise. Just take a look



## Zero noise and emissions in your night events

HiLight Z3+ comes fully powered by lithium batteries what make it the perfect choice for events and metropolitan constructions.





# HiLight Z3+

## The battery light tower

Offering run times of up to 32 hours, an extended lifespan, minimal maintenance and low operational costs, **the compact HiLight Z3+ is powered by a lithium-ion battery and provides enhanced illumination for metropolitan construction sites, outdoor events and industrial areas.** Zero noise during operation and the absence of engine emissions ensure full environmental compliance in urban locations

The HiLight Z3+ features a high luminosity lamp assembly comprised of 4 x 160 W dimmable LEDs, with a life expectancy of 50,000 hours. Combined with specially designed directional glass optics, the floodlights provide optimal 20 lux light distribution over a 3000 m<sup>2</sup> illumination area. The LED lighting units are supported by a hydraulically elevated, 5-element vertical mast, certified wind-stable up to 80 km/h, with a maximum operating height of 8 m.

LED Light



**3+ ZERO** NOISE  
EMISSIONS  
FUEL CONSUMPTION

8 Hrs CHARGING  
4 NIGHTS AUTONOMY

TRANSPORT EFFICIENCY  
22 ut   
13m Truck

LIFE SPAN   
50.000 Hrs

LIGHT COVERAGE  
3.000 m<sup>2</sup>  
AVG. 20 LUXES

MINIMUM MAINTENANCE TIME AND COSTS  


8m   
80 km/h WIND STABILITY

DIMMABLE LED   
4X160W

# HiLight H6+

## More than meets the eye

---

**This new light tower offers low operational costs and reduced noise levels while increasing illumination coverage. It is ideal to use in tough environments, such as applications in construction, mining, and rental companies.**

The HiLight H6+ comes with the innovative **HardHat® body**, made of medium-density polyethylene rather than metal, to protect the working operation underneath from the elements. The HardHat® is **resistant to corrosion**, lightweight, crack-resistant, environmentally friendly, and better able to meet the tough demands of on-site use.

It features a new generation of LED floodlights that are more efficient and provide optimal light distribution up to **6.000 m<sup>2</sup> illumination area** with a life expectancy of 50.000 hours. To offer the right luminosity at each moment and increased autonomy, the new HiLight H6+ comes with a dimming function on the easy-to-use control panel, located in an exterior lateral of the light tower.

Maintenance and transport efficiency were a priority when designing the HiLight H6+. On the first front, the light tower only requires a **simple service** after 600 hours of operation which can be carried out in 40 minutes.



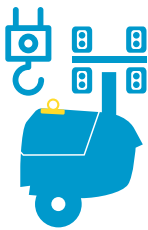
**New**

**LED Light**

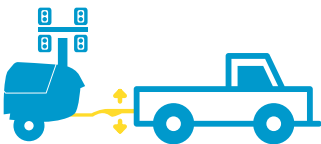
The new **HiLight H6+** comes with three different ways of transporting; the integrated lifting point, four forklift slots and three different tow bars to choose. The adjustable tow bar provides **flexibility**, as it allows users to handle and transport the HiLight H6+ easily while towing with vans, trucks, and pick-ups.



Forklift slots



Integrated lifting point



Straight / Foldable / Adjustable tow bar



One side service



**HardHat®**  
BODY

UP TO  
**40% LESS**  
FUEL AND  
CO<sub>2</sub> EMISSIONS\*

**-5dB(A)**  
LOWER  
NOISE

**55**  
dB(A)

**40Min**  
EVERY 600 Hrs

**LIGHT**  
COVERAGE  
**6.000m<sup>2</sup>**  
AVG. 20LUXES

**LIFE SPAN**  
**50.000**  
Hrs

\*with dimming function



# SMART MASI



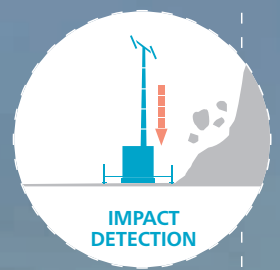
DIMMING



OBSTACLE  
DETECTION



STABILITY  
ASSISTANCE



IMPACT  
DETECTION



# HiLight B5+

## The smart light tower

The renewed ultra-quiet LED light tower HiLight B5+ has been designed to be seen and not heard while ensuring maximum safety at the site.

Delivering operating noise levels as low as 55 dBA, the renewed version of the HiLight B5+ light tower is ideally suited to provide illumination at events, temporary public lighting or enhanced visibility at construction sites located near residential areas.

The HiLight B5+ can be equipped with a new innovation called the **SmartMast™(\*)**, which automatically lowers itself when safety or stability is compromised. The proprietary vertical mast technology from Atlas Copco features in-built sensors that detect when safety or stability of the light tower is compromised due to critical environmental or sites conditions, and alerts end users to potential obstacles and impacts. It also provides stability assistance when installing a light tower, for instance by flagging up irregular surfaces and floors, to ensure safe siting.



LED  
Light

**SMART  
MAST**

LIFE SPAN  
**50.000** Hrs  
LED

LIGHT  
COVERAGE  
**5.000** m<sup>2</sup>  
AVG. 20 LUXES

SERVICE  
INTERVAL (HRS)  
**600**

TRANSPORT  
EFFICIENCY  
**22** ut  
13m Truck

**55** dB(A)  
at 7m

START  
PHOTOCELL

WEEKLY  
TIMER

(\*) Check availability



# HiLight V4 and V4W

The HiLight V4 offers increased serviceability with wide wing doors and all components easily accessible. Environmental considerations have also been taken into account, with a frame design that prevents oil, fluids and fuel from leaking out and contaminating the ground.


The HiLight V4W offers the best performance at **high altitudes and in the most extreme environments - thanks to its 8kW engine**. In addition, the larger fuel tank and low fuel consumption allow longer run times between refueling. The HardHat® canopy ensures maximum protection of internal parts.



**TRANSPORT EFFICIENCY**  
16 ut   
13m Truck

 **2 l/h**

**LIGHT COVERAGE**  
**4.000 m<sup>2</sup>**  
AVG. 20 LUXES

**LIFE SPAN** METAL HALIDE  
**6.000 Hrs** 

**HardHat**® technology   
Spillage free frame 

 **90 HOURS RUNTIME**

 **OPERATION IN EXTREME ENVIRONMENTS**

 **1,7 l/h**





# HiLight V4+ and HiLight V5+

The new HiLight V4+ and the HiLight V5+ include a HardHat® canopy as standard, which ensures maximum protection of internal parts. This range of light towers is perfect for multiple drop rental applications and providing users a **robust and easy-to-transport set of lighting options that match any site requirements**. Thanks to its compact dimensions, 16 units can be loaded on a 13-metre truck. The extended safety features also guarantee the protection of bulbs during transportation.



LED Light  
4X250W



LED Light  
4X350W

LIGHT  
COVERAGE  
4.000 m<sup>2</sup>  
AVG. 20 LUXES

300  
HOURS  
RUNTIME  
(110 L FUEL TANK)

0,36 l/h



SERVICE  
INTERVAL (HRS)  
600

63 dB(A)  
at 7m

LIGHT  
COVERAGE  
5.000 m<sup>2</sup>  
AVG. 20 LUXES

Spillage free  
frame

0,7 l/h

(\* Available in 50 and 60Hz Tier4 final. Trailer comply with DOT US regulations. For EU Trailer please contact Atlas Copco representative.

UP TO  
**15%**  
BRIGHTER





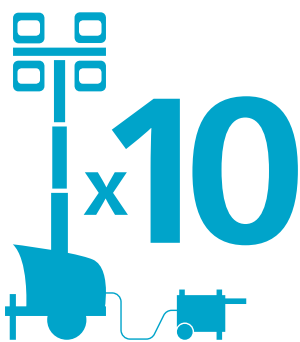
# HiLight E3+

## Electric light tower with HardHat®

E=LED

The renew HiLight E3+, will operate reliably throughout the most demanding conditions found at construction sites, outdoor events and temporary public lighting installations. Its internal electronics, control panel and connectors are protected from the elements by the company's innovative HardHat® canopy, while the complete assembly, which includes a heavy-duty 7 metre mast, has a certified wind stability of 100 km/h. **Easy to plug into any power source including auxiliary power, electrical generator or directly into the grid.**

With no mechanical parts to maintain, and no liquids or emissions, the light tower is environmentally friendly and virtually maintenance-free.




Exclusive **HardHat®** technology

**TRANSPORT EFFICIENCY**  
32 ut   
13m Truck

7m  **100 km/h**  
WIND STABILITY

**LIFE SPAN**  
50.000 Hrs 

**LIGHT COVERAGE**  
3.000 m<sup>2</sup>  
AVG. 10 LUXES 

**PLUG & LIGHT**  


**ZERO**  
FUEL AND CO<sub>2</sub> EMISSIONS 





# HiLight V2+

# HiLight V3+

These electric plug & light solutions provide flexible lighting options for a wide range of applications. The HiLight V2+ and V3+ come with a robust steel frame with PE bumpers.

These bumpers are designed to the same standards as the HardHat® Canopy.



E-LED



E-LED

**PLUG & LIGHT**

**EASY TO TRANSPORT**

**LIGHT COVERAGE**

2.000 m<sup>2</sup> v2+  
3.000 m<sup>2</sup> v3+  
AVG. 10 LUXES

**LIFE SPAN**

**50.000** Hrs

(\*) CE models, please consult



# HiLight P2+

Supplied with a special lighting optic, covered by an integrated polyethylene housing, you can be assured of no burn out and a longer lifetime. In addition, great performance comes from the unique floodlight that spreads **light 360 degrees, giving users a larger illuminated area compared to traditional balloon style towers.**



<b>PLUG &amp; LIGHT</b> 	<b>50 km/h</b> WIND STABILITY
<b>LIGHT COVERAGE</b> <b>2.000 m<sup>2</sup></b> AVG. 10 LUXES	<b>ZERO</b> FUEL AND CO <sub>2</sub> EMISSIONS 
<b>NO AIR</b> PRESSURE NEEDED	<b>ANTIBURNT</b> FLOODLIGHT



## No access to the grid?

Suggested power sources; iP and P generators

	P2000 i	P3500 i	P3000	P6500	P8000
	1,6 kW	3 kW	2,3 kW	5 kW	6 kW
Variable speed smart control					
Automatic Voltage Regulation (AVR)					
HiLight P2+	4	9	7	15	18
HiLight V2+	1	1	1	1	1
HiLight V3+	1	1	1	1	1
HiLight E3+	2	4	3	7	9



- Perfect fit
- Good choice


# Choose the one that best fits your needs

	Segments	Energy Efficiency	Running hours	Area coverage	Easy movement	Lamps durability	Service interval	Transport efficiency
HiLight Z3+	EVENTS   CONSTRUCTION	●	●	○	○	●	●	●
HiLight H6+	CONSTRUCTION   QUARRY   EVENTS	●	●	●	●	●	●	●
HiLight B5+	ROAD WORKS   EVENTS	●	●	●	○	●	●	●
HiLight V4+	CONSTRUCTION   QUARRY	●	●	●	●	●	●	○
HiLight V5+	CONSTRUCTION   QUARRY	●	○	●	●	●	●	○
HiLight V4	CONSTRUCTION   QUARRY	○	○	●	●	○	●	○
HiLight E3+	EVENTS   ROAD WORKS	●	○	○	●	●	●	●
HiLight P2+	EVENTS	●	○	○	●	●	●	●
HiLight V2+ / V3+	CONSTRUCTION   ROAD WORKS	●	○	○	●	●	●	●
HiLight V4W	CONSTRUCTION   QUARRY	●	●	●	●	○	●	○

● Best choice ○ Suitable


## What's unique about our LED technology?

**FUEL EFFICIENCY**



**LIFE SPAN**


**50.000 Hrs**



**LIGHT COVERAGE**


**UP TO 6.000 m<sup>2</sup>**

**AVG. 20 LUXES**




**COLOR RENDERING INDEX**


**> 85 OUT OF 100**



**INCREDIBLE LIGHT DISTRIBUTION**



**HEAVY DUTY PROTECTION**



- LED HiLight tower lamps have an aluminum casting which provides heavy duty protection, even during transportation.
- The LED lamps have a high CRI (Color Rendering Index) score (> 85 out of 100).
- The specially designed directional optics of the LED HiLight range offer incredible light distribution.
- Our LED HiLight towers achieve up to 6.000 square-metres of light coverage with an average level of 20 luxes.
- LED lamps have a life expectancy of more than 50.000 hours.
- Our LED technology enables us to set the industry benchmark when it comes to fuel efficiency.

## HiLight LED savings per year (per unit, compared to a metal halide light tower)

**1.500 Liters** **-60%**



**4.800 Kilos** **-60%**



**23 Trees** **-60%**



**3 Bulbs** **-100%**



(\*) Savings will vary depending on comparison models.



		BATTERY				DIESEL						ELECTRIC						
		HiLight Z3+	HiLight H6+	HiLight B5+	HiLight V4+	HiLight V5+	HiLight V5+ K	HiLight V4	HiLight V4 K	HiLight V4W	HiLight V4W K	HiLight E3+	HiLight P2+	HiLight V2+	HiLight V3+			
<b>Light coverage m<sup>2</sup></b>		3000 (average 10 luxes)	6000 (average 20 luxes)	5000 (average 20 luxes)	4000 (average 20 luxes)	5000 (average 20 luxes)		4000 (average 20 luxes)		4000 (average 20 luxes)		3000 (average 12 luxes)	2000 (average 10 luxes)	2000 (average 10 luxes)	2500 (average 10 luxes)			
<b>Lamps</b>		LED	LED	LED	LED	LED		Metal halide		Metal halide		LED	LED	LED	LED			
<b>Mast</b>		Hydraulic	Vertical hydraulic	Vertical hydraulic	Vertical manual	Vertical manual		Vertical manual		Vertical manual		Vertical manual	Vertical manual	Vertical manual	Vertical manual			
<b>Extra features</b>		Hydraulic Noise and CO2 free	HardHat® body	Compact box	HardHat® canopy	HardHat® canopy		HardHat® canopy		HardHat® canopy		Electric	Electric	Electric	Electric			
<b>Performance data</b>																		
Rated frequency	Hz	-	50	50   60	50   60	50   60		50   60		50   60		50   60	50	50	50			
Rated voltage	VAC	-	230	230   120	230   120	230   120		230   120		230   120		230   120	230	230	230			
Rated power (PRP)	kW	-	2,7	2,5   2,8	2,5   2,8	2,5   2,8	2,8   3,6	5,5   6,5	4,8   6	6   8	5,8   8	-	-	-	-			
Operating temperature (min/max)	°C	-20/50	-20 / 40	-20 / 40	-25 / 50	-25 / 50	-25 / >50	-25 / 49	-25 / >50	-25 / 50	-25 / >50	-	-	-	-			
Sound power level (LwA)	dB(A)	-	82	82	88	86		92   94	98   102	87   89	91   93	-	-	-	-			
Sound pressure level (LpA) at 7m	dB(A)	-	55	55	65	63		71   73		63   64	66   71	-	-	-	-			
<b>Engine</b>																		
Model		-	Kubota Z482	Kubota Z482	Kubota Z482	Kubota Z482	Kohler KDW702	Kubota Z482	Kohler KDW702	Kubota D1105	Kohler KDW1003	-	-	-	-			
Speed	rpm	-	1500	1500   1800	1500   1800	1500   1800		3000   3600		1500   1800		-	-	-	-			
Rated net output (PRP)	kW	-	2,7	2,7   3	2,7   3	2,7   3	5,5   6	6,9   8,1	11   11,5	8   9,5		-	-	-	-			
Coolant		-	Water	Water	Water	Water		Water		Water		-	-	-	-			
Number of cylinders		-	2	2	2	2		2		3		-	-	-	-			
<b>Alternator</b>																		
Model		-	Meccalte LT3/75	Meccalte LT3/75	Atlas Copco ACA132B*	Meccalte LT3/75		Sincro EK 2 MCT		Atlas Copco DP06/AG164	Atlas Copco DP06/AG164	-	-	-	-			
Rated output	kVA	-	3,5   4,5	3,5   4,5	3   4	3,5   4,5		6   7,5		6   8		-	-	-	-			
Insulation / Enclosure protection	class/IP	-	H / 21	H / 21	H / 23	H / 21		H / 23		H / 23		-	-	-	-			
<b>Energy Consumption</b>																		
Fuel tank capacity	l	-	125	125	110	110		110		160		-	-	-	-			
Autonomy	h	18-32 at 100% load	185	185	300	150	135   120	57   50	50   45	90	95	-	-	-	-			
<b>Power output</b>																		
Auxiliary power	kW	-	1,2	1,2	1	1		1,4   2		2		-	-	-	-			
<b>Lights</b>																		
Floodlights		LED	LED	LED	LED	LED		Metal halide		Metal halide		LED	LED	LED	LED			
Wattage	W	4 x 160	4 x 350	4 x 350	4 x 250	4 x 350		4 x 1000		4 x 1000		4 x 160 1x500	320	320	4 x 120			
<b>Mast</b>																		
Type		Hydraulic	Hydraulic	Hydraulic	Manual vertical, 5 section	Manual vertical, 5 section		Manual vertical, 5 section		Manual vertical, 5 section		Manual	Manual	Manual	Manual			
Rotation	degrees	340	340	340	360	360		360		360		0	0	0	0			
Maximum height	m	8	8	8	7,5	7,5		7,5		7,5		7	3,5	5	5,1			
Maximum speed wind	km/h	80	80	80	80	80		80		80		80	50	80	80			
<b>Enclosure and trailer</b>																		
Type		-	EU Road homologated fix or adjustable towbar, or site trailer	-	DOT US Compliant Unibody trailer with 4 point leveling system. For EU homologated check availability										-	-	Heavy Duty Trailer with bumpers in PE	Heavy Duty Trailer with bumpers in PE
Base frame		Spillage free frame			Open Frame / Spillage Free Frame Option	Spillage free frame					Galvanized		-	-	-	-		
Enclosure		Galvanized steel canopy and powder coating paint	HardHat® doors	Galvanized steel canopy and powder coating paint	Gull-wing HardHat® doors							HardHat® canopy		-	-	-	-	
<b>Dimensions and weight</b>																		
Dimensions in transport Fix Towbar(L x W x H)	m	1,16 x 1,16 x 2,5	2,09 x 1,29 x 2,5	1,16 x 1,16 x 2,5	1,67 x 1,10 x 2,50	1,67 x 1,10 x 2,50		1,67 x 1,10 x 2,50		1,8 x 1,35 x 2,97		1,13 x 0,76 x 2,2	0,5 x 0,5 x 2,2	1,1 x 0,85 x 2	1,1 x 0,85 x 2			
Weight	kg	980	980	980	702	702		694		826		276	45	110	110			

(\*) CE models, please consult

# Product portfolio

## GENERATORS

**PORTABLE**  
1,6–12 kVA




**MOBILE**  
9–1250\* kVA



**INDUSTRIAL**  
10–2250\* kVA



**LARGE POWER**  
800–1450 kVA



\*Multiple configurations available to produce power for any size application

## DEWATERING PUMPS

**ELECTRIC SUBMERSIBLE**  
250–16.200 l/min



**SURFACE PUMPS**  
833–23.300 l/min



## ENERGY STORAGE SYSTEM

**ZENERGIZE**



Diesel and electric options available

## LIGHT TOWERS

**DIESEL**



**BATTERY**



**ELECTRIC**




## AIR COMPRESSORS AND HANDHELD TOOLS

**AIR COMPRESSORS**  
1–116 m<sup>3</sup>/min  
7–345 bar



**HANDHELD TOOLS**  
Pneumatic  
Hydraulic  
Petrol engine driven



## ONLINE SOLUTIONS


**SHOP ONLINE PARTS ONLINE**

Find and order the spare parts for power equipment. We handle your orders 24 hours a day.



**POWER CONNECT**

Scan the QR code on your machine, and go to the QR Connect Portal to find all the information about your machine.



**LIGHT THE POWER YOUR SIZING TOOL**

A useful calculator to help you choose the best solution for your power and light needs



**FLEETLINK**

Intelligent telematics system that helps optimize fleet usage and reduce maintenance, ultimately saving time and cutting operating costs.




Atlas Copco Power Technique  
www.atlascopco.com/ptba

