

Engine output: **24.2 PS / 17.8 kW**

Machine weight (Cabin / Canopy): **3,650 / 3,480 kg**

**For Earth, For Life**  
**Kubota**

# KX037-4

**KUBOTA MINI EXCAVATOR**



# NEW ROOMY CAB AND ENHANCED INTERIOR

More leg room, a larger entrance, and improved ergonomics make the KX037-4's cab even more comfortable.

## Wider Entrance

A 40% wider\* entrance compared to previous model and more foot space make entering and exiting the cab faster and easier, so you can quickly get out to check conditions or make an adjustment, and then just as quickly, get back in.



*\*Compared to previous model KX101-3α4*

## Air Conditioning (Option)

A powerful cooling/heating system and six vents provide optimum comfort on the coldest winter and hottest summer days.



## Front Digital Panel

Following the excellence of Kubota's Intelligent Control System, the new digital panel puts convenience at the operator's fingertips. Featuring easier button operation, the user-friendly digital panel is positioned to the front right corner of the operator. This operator-facing wider display greatly improves visibility. With easier access, simpler settings, easy-to-read indicators and alerts, you'll always be aware of the excavator's functioning status.







### **A. Deluxe Suspension Seat**

Kubota's high back suspension seat has been designed for maximum operator comfort and to minimize fatigue during extended machine operation. The deluxe reclining seat offers weight compensation, firm adjustable wrist support and retractable seat belt.

### **B. 2-speed Travel Switch**

Located on the dozer lever, the travel switch works with Auto Shift to ensure easy operation.

### **C. Cup Holder**

### **D. Wrist Rest**

### **E. Radio Location with Bracket**



# SUPERIOR PERFORMANCE

The power, stability, and versatility you need for a wide range of excavation tasks.

## Kubota Original Direct Injection Engine

Kubota's dependable 24.2 PS / 17.8 kW engine provides plenty of power for digging and lifting, yet minimises noise, vibration, and fuel consumption.



## Proportional Controlled AUX Circuit with 12% Greater\* Flow


Now you can conveniently program up to five different oil flow rates for specific attachments using the digital control panel. No tools or manual adjustments are required. Also, with a maximum AUX1 circuit oil flow up to 61.6 l/min.\*\*, you can operate a larger variety of auxiliary attachments.

\* Compared to previous model  
\*\* AUX2 as option (20.9 l/min.)



## Generous Approach Angle

The dozer blade's 32-degree approach angle lets you confidently navigate up ramps and over obstacles.





## Third-line Hydraulic Return

When operating one-way hydraulic attachments, the oil returns directly to the tank, not through the control valves. This decreases the possibility of oil contamination, reduces back pressure, and increases flow efficiency.

## Large-capacity Variable Displacement Pumps

The KX037-4 performance-matched boom, arm and bucket movements are the best in the industry, thanks to large-capacity variable displacement pumps. It provides the precise control and superior digging force you need to operate smoothly and efficiently.

## Auto Shift

The auto shift system automatically shifts between high and low while travelling, depending on traction effort and terrain. This results in smoother operations when dozing and turning.

## Auto Idling System

When the KX037-4's control levers are in neutral for more than 4 seconds, the engine automatically idles. Move any control lever, and the engine speed immediately increases. Auto idling not only reduces operating costs and fuel consumption, it also reduces noise levels and exhaust emissions.



# EASY MAINTENANCE, SUPERIOR SAFETY

The access door and hood open wide for maintenance and inspection. A full range of safety features are also included.



## ROPS/OPG (Top Guard, Level I) Canopy and Cabin

You'll work confidently and with peace of mind knowing you're protected against accidental rollovers and falling objects by the ROPS/OPG canopy and cabin.

## Tie Down Points on the Top Frame

Four tie-down points on the top frame let you securely tie the KX037-4 to a trailer for safer and easier transportation.

## Safety Devices


To enhance safety during operation, the boom, arm, and dozer can be equipped with optional safety valves to prevent front attachments from dropping unexpectedly. An optional Overload Buzzer warns of possible instability when handling heavy materials.

## Fuel Tank Buzzer

The KX037-4 is also equipped with a fuel tank buzzer that indicates how much fuel is in the tank during refilling, thereby helping to prevent costly fuel waste and potentially dangerous spillage situations.



- A. Dual element air cleaner**
- B. Water separator**
- C. Fuel filter**
- D. Starter motor**



## Two-piece Hose Design

The dozer blade's two-piece hose design reduces hose replacements by 60% compared to one-piece hoses.



## Front Window Guard Mounting Points

Window guards can be mounted on the front window to help protect against flying debris.



## Tool Storage Space



## Kubota Original Anti-theft System

Your KX037-4 is protected by Kubota's industry-leading Anti-theft System.



## Standard Equipment

### Engine/Fuel system

- KUBOTA original engine
- Double-element air cleaner
- Fuel level indication buzzer
- Battery isolator
- Water separator with drain cock
- Auto idle

### Undercarriage

- Short pitched rubber crawler (300mm)
- 2-speed travel
- Auto shift
- 4 × double flange track rollers on each track
- 1 × upper track roller

### Hydraulic system

- 2 × variable displacement pumps and 1 × gear pump
- Pressure accumulator
- Hydraulic pressure checking ports
- Straight travel circuit
- Auxiliary hydraulic circuit piping to the arm's end
- Adjustable maximum oil flow on auxiliary hydraulic circuit (AUX1)
- Auxiliary switch (AUX1) on right control lever (proportional)
- Third line hydraulic return

### Safety system

- Engine start safety system on the left console
- Hydraulic lock system
- Swivel negative brake
- Travel negative brake
- Kubota original anti-theft system

### Working equipment

- 1525 mm arm
- 1 working light on the boom

### Cabin

- ROPS (Roll-over Protective Structure, ISO3471)
- OPG (Operator Protective Guard, Top Guard level I, ISO 10262)
- Cabin heater for defrosting and demisting
- Weight-adjustable full suspension seat (fabric seat)
- Retractable seatbelt
- 2 working lights on the cabin
- Radio installation kit prepared on the cabin (antenna, 2 speakers, bracket for radio)
- Hydraulic pilot control levers with wrist rests
- Front LCD panel with diagnosis function
- Front window power-assisted with gas damper
- Front guard mounting points
- Switch and harness for beacon light
- 12V power source
- Emergency exit hammer

### Canopy

- ROPS (Roll-over Protective Structure, ISO3471)
- OPG (Operator Protective Guard, Top Guard level I, ISO 10262)
- Weight-adjustable full suspension seat (PVC seat)
- Retractable seatbelt
- Hydraulic pilot control levers with wrist rests
- Front LCD panel with diagnosis function
- Front guard mounting points
- Switch for beacon light
- 12V power source

### Others

- Tool storage space
- Tie down points on the top frame

## Optional Equipment

### Undercarriage

- 300 mm steel track (+90kg)

### Safety system

- Safety valve for boom, arm and dozer

### Working equipment

- AUX2 (Proportional control)
- Adjustable maximum oil flow on auxiliary circuit (AUX2)

### Cabin

- Air conditioner

### Cabin/Canopy

- 2 working lights on the canopy
- Front guard (OPG, Front Guard level level I, ISO 10262)

### Others

- Bio oil
- Special paint
- Beacon light

## Kubota Genuine and Approved Parts

for maximum performance, durability and safety



# SPECIFICATIONS

\*With rubber shoe type

Model		KX037-4		
Machine weight <sup>1</sup>	Cabin / Canopy	kg	3650 / 3480	
Operating weight <sup>2</sup>	Cabin / Canopy	kg	3720 / 3560	
Model		D1703-M-DI-E4		
Type		4-cycle liquid cooled diesel		
Engine	Output ISO9249 NET	PS/rpm	24.2 / 2200	
		kW/rpm	17.8 / 2200	
Number of cylinders		3		
Bore × Stroke		mm	87 × 92.4	
Displacement		cc	1647	
Overall width		mm	1550	
Overall height (Cabin / Canopy)		mm	2470 / 2480	
Overall length		mm	4900	
Ground clearance		mm	285	
Dozer size (width × height)		mm	1550 × 340	
Rubber shoe width		mm	300	
Minimum front swivel radius	No boom swing	mm	2100	
	Boom swing (left)	mm	1730	
Boom swing angle (left / right)		deg	69 / 49	
Hydraulic System	P1, P2	Variable displacement pump		
		Flow rate	ℓ / min	81.4
		Hydraulic pressure	MPa (kgf/cm <sup>2</sup> )	24.5 (250)
	P3	Gear pump		
		Flow rate	ℓ / min	20.9
		Hydraulic pressure	MPa (kgf/cm <sup>2</sup> )	19.6 (200)
	Auxiliary (AUX1)	Max. flow rate	ℓ / min	61.6
		Max. hydraulic pressure	MPa (kgf/cm <sup>2</sup> )	20.6 (210)
	Auxiliary (AUX2)	Max. flow rate	ℓ / min	20.9
		Max. hydraulic pressure	MPa (kgf/cm <sup>2</sup> )	19.6 (200)
Max. digging force	Arm	kN (kgf)	17.1 (1745)	
	Bucket	kN (kgf)	30.0 (3060)	
Hydraulic reservoir (tank / full)		ℓ	44.6 / 61	
Max. travelling speed (low / high)		km/h	3.0 / 4.6	
Ground contact pressure (cabin / canopy)		kPa (kgf/cm <sup>2</sup> )	34.3 (0.35) / 32.8 (0.33)	
Swivelling speed		rpm	8.3	
Fuel tank capacity		ℓ	45.1	
Noise level	LpA	dB (A)	78	
	LwA (2000/14/EC)	dB (A)	94	

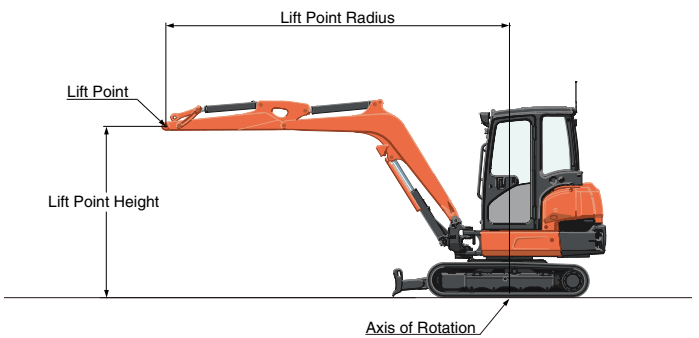
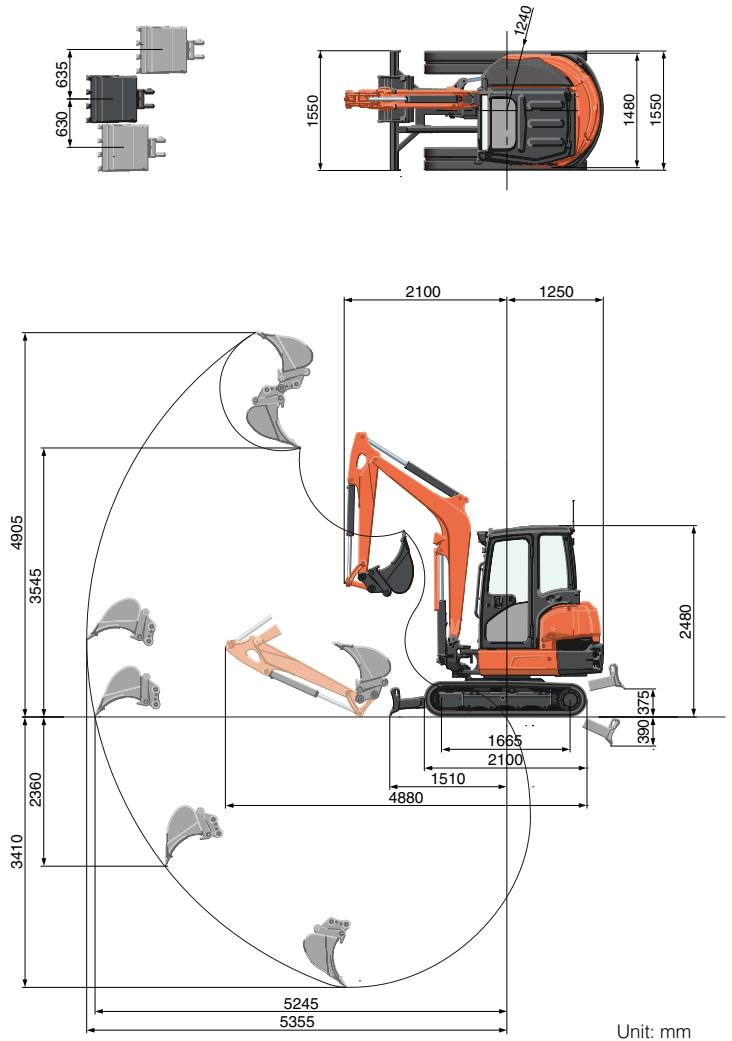
Vibration <sup>3</sup>	Hand arm system (ISO 5349-2:2001)	Digging	m/s <sup>2</sup> RMS	<2.5
		Levelling	m/s <sup>2</sup> RMS	<2.5
		Driving	m/s <sup>2</sup> RMS	<2.5
		Idling	m/s <sup>2</sup> RMS	<2.5
	Whole body (ISO 2631-1:1997)	Digging	m/s <sup>2</sup> RMS	<0.5
		Levelling	m/s <sup>2</sup> RMS	<0.5
		Driving	m/s <sup>2</sup> RMS	<0.5
		Idling	m/s <sup>2</sup> RMS	<0.5

<sup>1</sup> With 72 kg Kubota original Pin-on bucket, full tanks.

<sup>2</sup> Machine weight + 75 kg operator

<sup>3</sup> These values are measured under specific conditions at maximum engine speed and can deviate, depending on the operating status.

# WORKING RANGE



\* Working ranges are with Kubota original bucket, without quick coupler.

\* Specifications are subject to change without notice for purpose of improvement.

# LIFTING CAPACITY

Rubber shoe, cabin type: kN (kg)

Lift Point Height	Lifting point radius (3m)			Lifting point radius (4.5m)		
	Over-front		Over-side	Over-front		Over-side
	Blade Down	Blade Up		Blade Down	Blade Up	
2.0m	6.5 (663)	6.5 (663)	6.5 (663)	7.1 (730)	6.2 (634)	5.3 (536)
1.5m	7.8 (796)	7.8 (796)	7.8 (796)	6.1 (626)	5.1 (525)	4.3 (444)
1.0m	9.1 (932)	9.1 (932)	7.6 (775)	6.4 (652)	5.1 (520)	4.3 (439)
0m	11 (1125)	8.8 (901)	7.3 (742)	8.1 (825)	6 (613)	5.1 (516)

Fluorinated greenhouse gases				
Air conditioner gas contains fluorinated greenhouse gases.				
Model	Industrial designation	Quantity (kg)	CO <sub>2</sub> equivalent (ton)	GWP
KX037-4	HFC-134a	0.8	1.15	1430
(Global Warming Potential: GWP)				

★ All images shown are for brochure purposes only.

When operating the excavator, wear clothing and equipment in accordance to local legal and safety regulations.

## KUBOTA EUROPE S.A.S.

19 rue Jules Verceyruisse  
Zone Industrielle - CS 50088  
95101 Argenteuil Cedex France  
Téléphone : (33) 01 34 26 34 34  
Télécopieur : (33) 01 34 26 34 99

## KUBOTA (U.K.) LTD

Dormer Road, Thame, Oxfordshire,  
OX9 3UN, U.K.  
Phone : 01844-268140  
F a x : 01844-216685

## KUBOTA Baumaschinen GmbH

Steinhauser Straße 100  
D-66482 Zweibrücken Germany  
Telefon : (49) 0 63 32 - 487 - 312  
F a x : (49) 0 63 32 - 487 - 101

