

# Rotating Telehandlers

ROT050.30



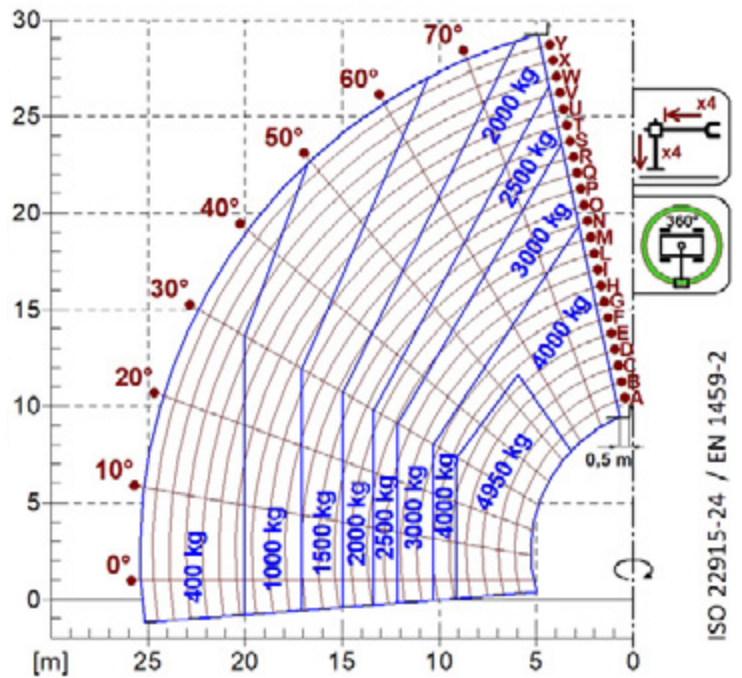
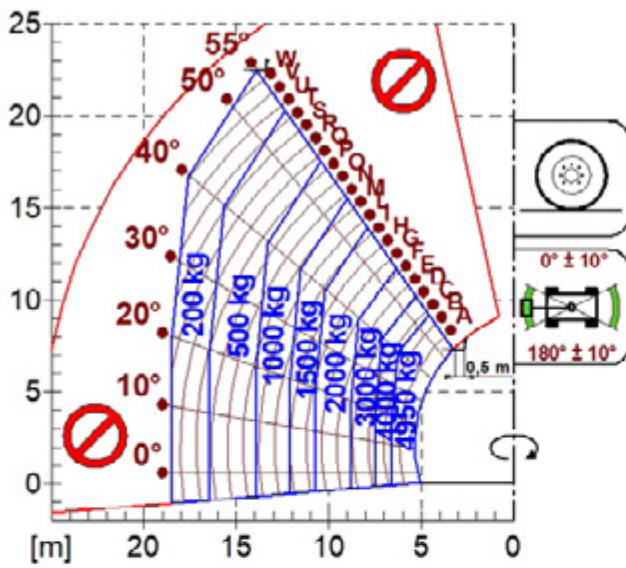
 MERLO



PERFORMANCE AND FEATURES	ROT050.30S	ROT050.30SPPLUS	
<b>Performance</b>			
Total unladen weight (kg)	19800	20500	
Maximum capacity (kg)	4950	4950	
Lifting height (m)	29,2	29,2	
Maximum reach (m)	25,4	25,4	
Maximum operating height (m)	11,6	11,6	
Maximum operating reach (m)	9,1	9,1	
Capacity at maximum height (kg)	2000	2000	
Capacity at maximum reach (kg)	400	400	
Lateral boom movement (mm)	-	-	
Tilting correction (%)	± 12; ± 4	± 12; ± 4	
Boom sections	5	5	
<b>PowerTrain</b>			
Turbo motor	FPT NEF45	FPT NEF45	
Displacement/cylinders	4500/4	4500/4	
Engine Power (kW/HP)	125/170	125/170	
Anti-pollution technology	STAGE V, DOC + DPF+ SCR	STAGE V, DOC + DPF+ SCR	
Reversible fan	-	-	
Maximum speed (km/h)	40	40	
Fuel tank (l)	150	150	
AdBlue tank (l)	43	43	
Hydrostatic transmission	● - 2V	● - 2V	
EPD	●	●	
Auto-revving joystick	●	●	
Axles - Reducers	Axial, Epicyclic	Axial, Epicyclic	
Machine brakes	Dry discs	Dry discs	
Automatic parking brake	●	●	
<b>Hydraulic</b>			
Hydraulic pump	LS + FS	2 - LS + FS	
Flow rate/pressure (l/min - bar)	138 - 250	138+100 - 250/230	
Hydraulic tank	120	120	
Hydraulic outlet at the top of the boom	●	●	
Rear hydraulic outlets	-	-	
<b>Cab</b>			
Cab configuration	Premium	Premium	
ASCS Adaptive Stability Control System	Full	Full	
FOPS LIV II cab	●	●	
ROPS cab	●	●	
Cab commands	Electronic joystick control	Electronic joystick control	
Tilting Cab	-	●	
Reverse shuttle	Dual Reverse	Dual Reverse	
<b>Configuration</b>			
Cab suspension	-	-	
Boom suspension	○	○	
Suspension on axles	●	●	
Work headlights on cab	○ - Led	○ - Led	
Sun blind	●	●	
Tac-lock	●	●	
Provision for a platform	●	●	
Two floating forks	●	●	
Inching-Control	-	-	
Four-wheel drive	●	●	
Four-wheel steering	●	●	
Three steering modes	●	●	
Standard tyres	445/65-R22.5	445/65-R22.5	
Optional tyres	-	-	
Stabilisers	Multiposition	Multiposition	
Turret rotation	continuous	continuous	
Type approval as an agricultural tractor	-	-	
Approval with PNEUMATIC braking	-	-	
Approval with HYDRAULIC braking	-	-	
PTO	-	-	
3-point linkage	-	-	

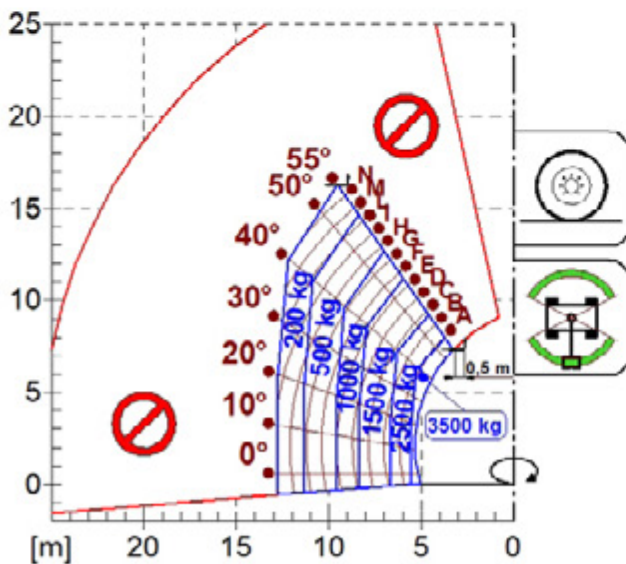
- Not Available  
● Standard  
○ Optional

## Load charts



ISO 22915-24 / EN 1459-2

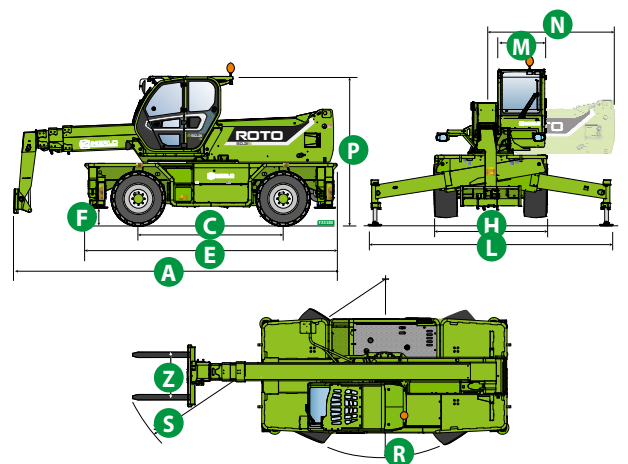
ROTO50.30

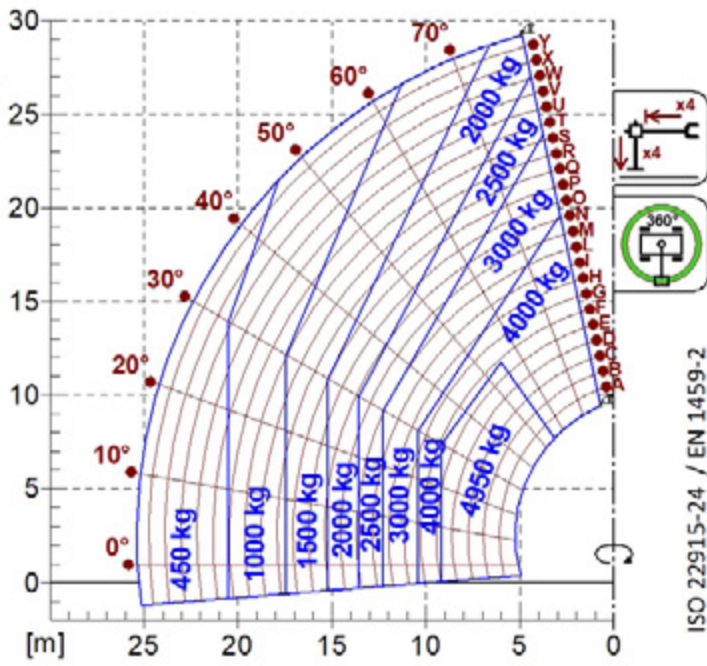


## Dimensions

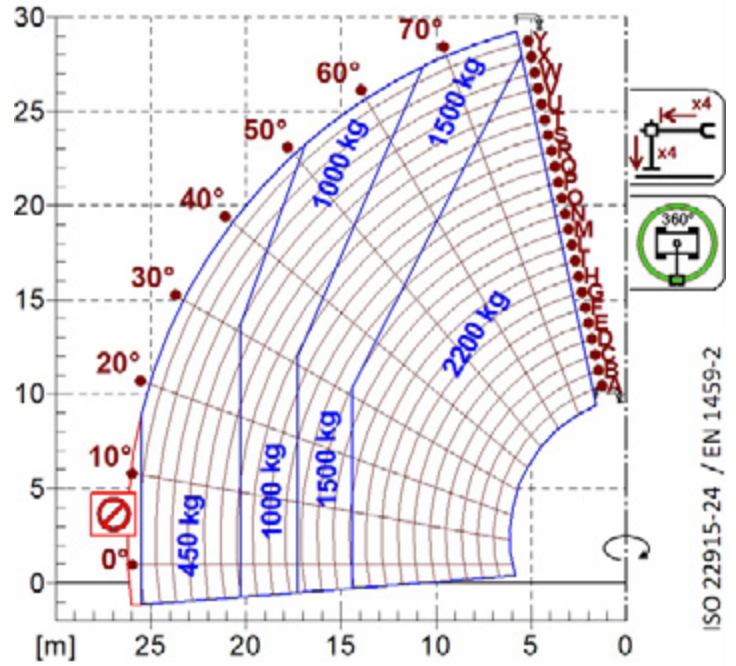


	ROTO 50.30		
A (mm)	7790		
C (mm)	3200		
E (mm)	5620		
F (mm)	290		
H (mm)	2490		
L (mm)	5260		
M (mm)	1010		
N (mm)	3170		
P (mm)	3160		
R (mm)	4500		
S (mm)	6770		
Z (mm)	850		

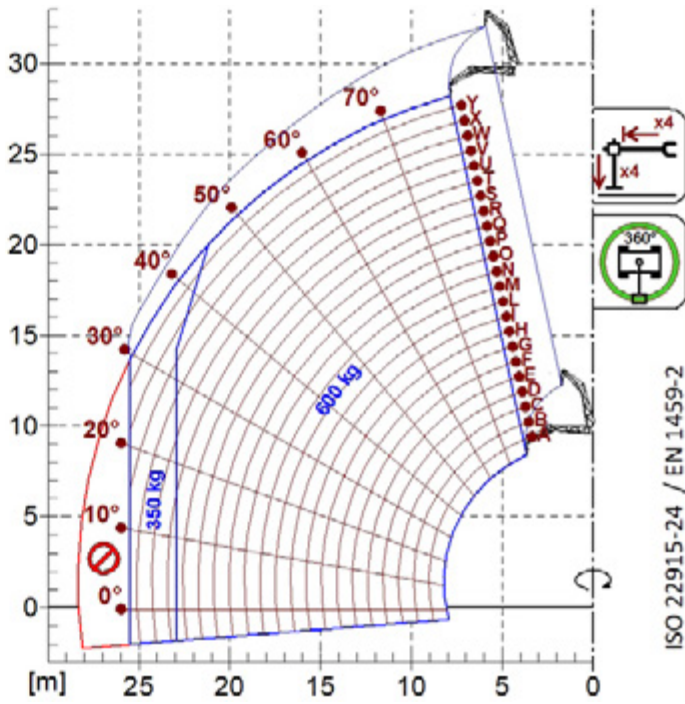




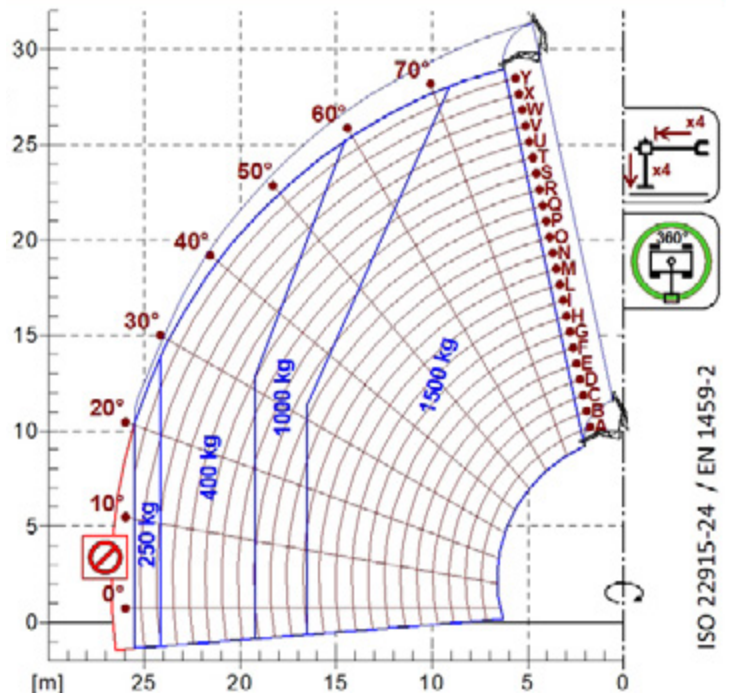
A1000



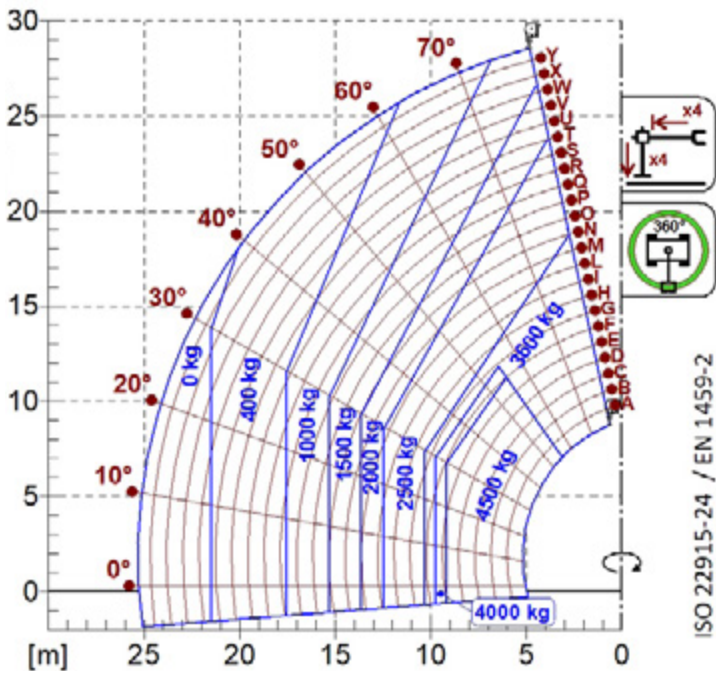
A1118B



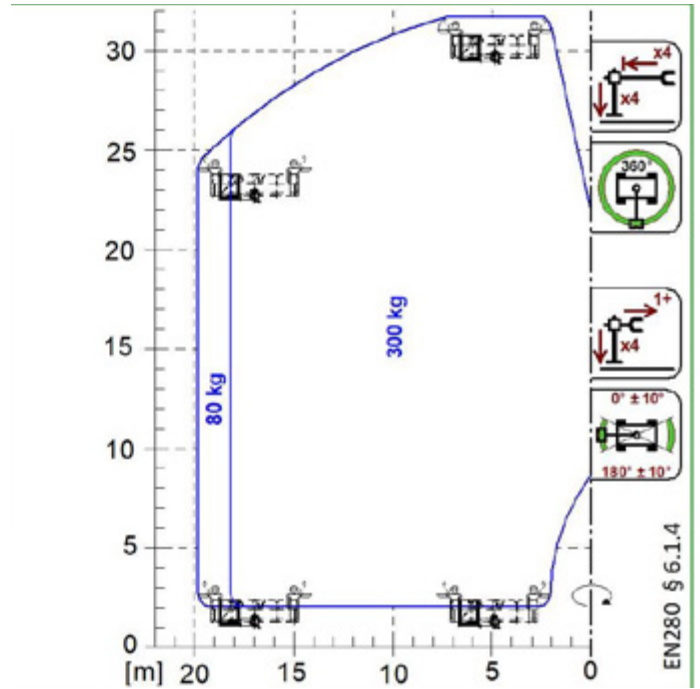
A1200B  
A1300B



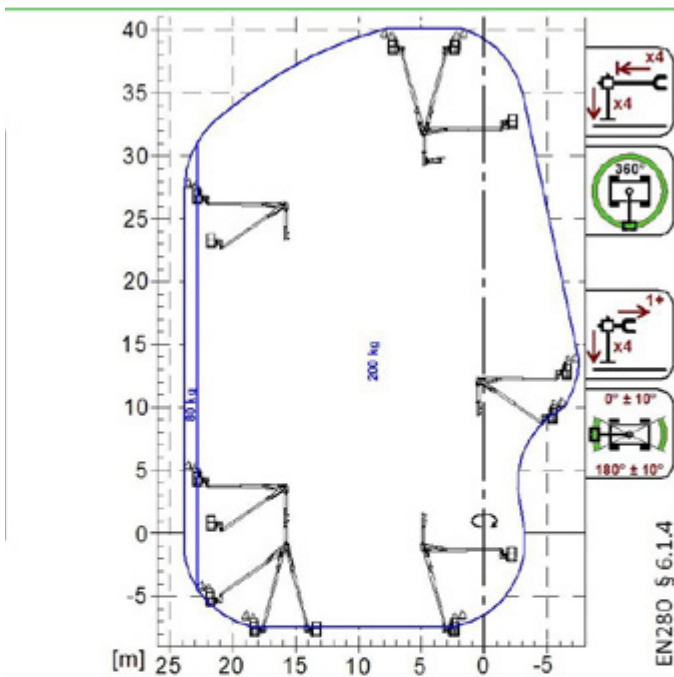
A1210B  
A1310B




A2765  
A2766



A1827  
A1839



A1873



A1831

**Your Merlo dealer**



**MERLO S.P.A.**

Via Nazionale, 9  
12010 S. Defendente di Cervasca, (Cuneo) Italia  
Tel. +39 0171 614111  
Fax +39 0171 684101

[info@merlo.com](mailto:info@merlo.com)  
[www.merlo.com](http://www.merlo.com)

