

# Rotating Telehandlers

ROTO40.18

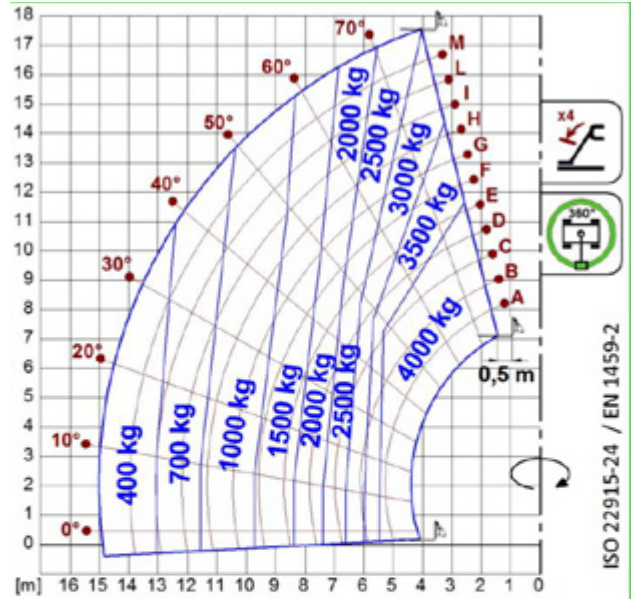
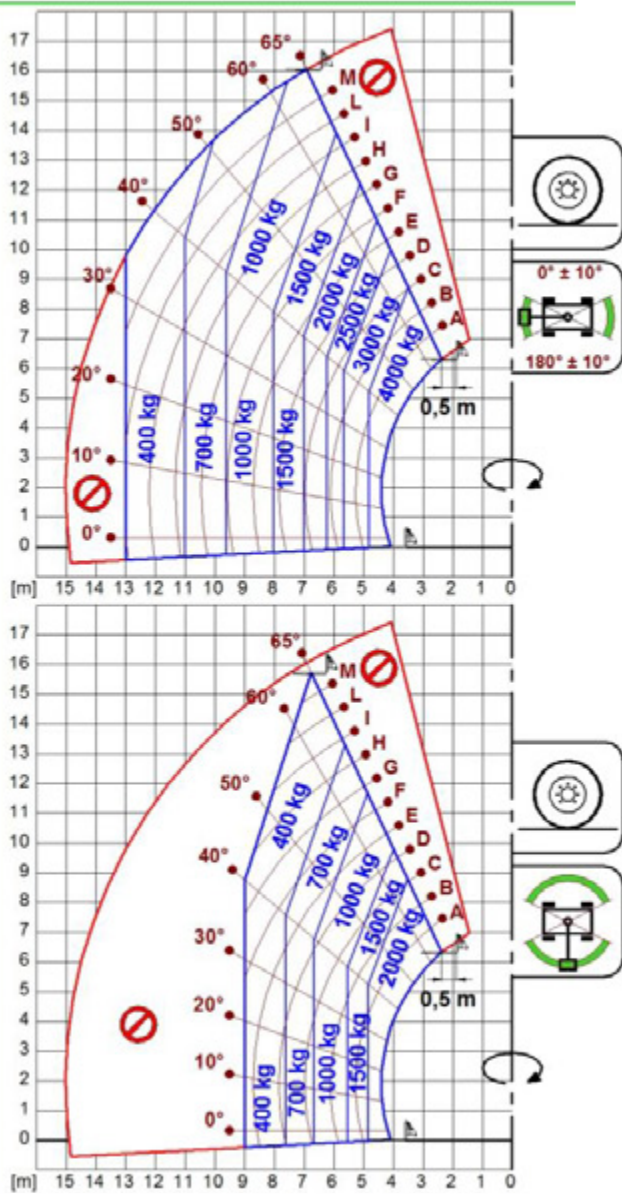




PERFORMANCE AND FEATURES	ROTO40.18	ROTO40.18S	
<b>Performance</b>			
Total unladen weight (kg)	13500	13600	
Maximum capacity (kg)	4000	4000	
Lifting height (m)	17,7	17,7	
Maximum reach (m)	15	15	
Maximum operating height (m)	11,7	11,7	
Maximum operating reach (m)	5,5	5,5	
Capacity at maximum height (kg)	3000	3000	
Capacity at maximum reach (kg)	400	400	
Lateral boom movement (mm)	-	-	
Tilting correction (%)	-	± 12; ± 4	
Boom sections	4	4	
<b>PowerTrain</b>			
Turbo motor	FPT F34	FPT F36	
Displacement/cylinders	3400/4	3600/4	
Engine Power (kW/HP)	55,4/75	90/122	
Anti-pollution technology	STAGE V, DOC + DPF	STAGE V, DOC + DPF+ SCR	
Reversible fan	-	-	
Maximum speed (km/h)	11/25	11/40	
Fuel tank (l)	140	140	
AdBlue tank (l)	-	18	
Hydrostatic transmission	● - 2V	● - 2V	
EPD	●	●	
Auto-revving joystick	●	●	
Axles - Reducers	Drop portal - RR700	Drop portal - RR700	
Machine brakes	Dry discs	Dry discs	
Automatic parking brake	●	●	
<b>Hydraulic</b>			
Hydraulic pump	LS + FS	LS + FS	
Flow rate/pressure (l/min - bar)	103,5 - 250	103,5 - 250	
Hydraulic tank	162	162	
Hydraulic outlet at the top of the boom	●	●	
Rear hydraulic outlets	-	-	
<b>Cab</b>			
Cab configuration	Premium	Premium	
ASCS Adaptive Stability Control System	Full	Full	
FOPS LIV II cab	●	●	
ROPS cab	●	●	
Cab commands	Electronic joystick control	Electronic joystick control	
Tilting Cab	-	-	
Reverse shuttle	Dual reverse	Dual reverse	
<b>Configuration</b>			
Cab suspension	-	-	
Boom suspension	-	-	
Suspension on axles	-	●	
Work headlights on cab	○ - Led	○ - Led	
Sun blind	●	●	
Tac-lock	●	●	
Provision for a platform	●	●	
Two floating forks	●	●	
Inching-Control	-	-	
Four-wheel drive	●	●	
Four-wheel steering	●	●	
Three steering modes	●	●	
Standard tyres	400/70-20"	400/70-20"	
Optional tyres	405/70-R20	405/70-R20	
Stabilisers	On/Off	On/Off	
Turret rotation	415°	415°	
Type approval as an agricultural tractor	-	-	
Approval with PNEUMATIC braking	-	-	
Approval with HYDRAULIC braking	-	-	
PTO	-	-	
3-point linkage	-	-	

- Not Available  
● Standard  
○ Optional

## Load charts

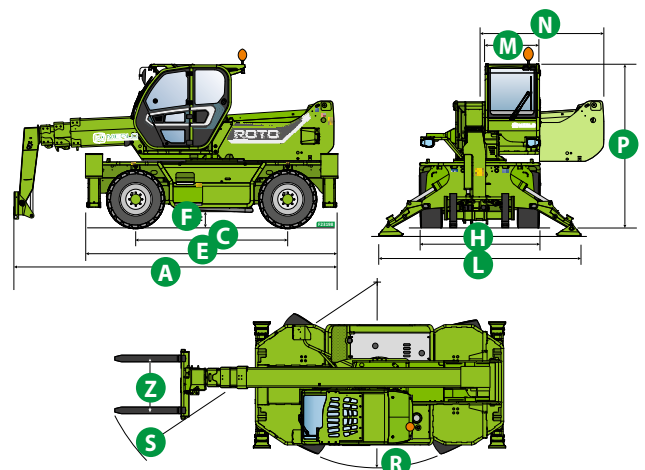


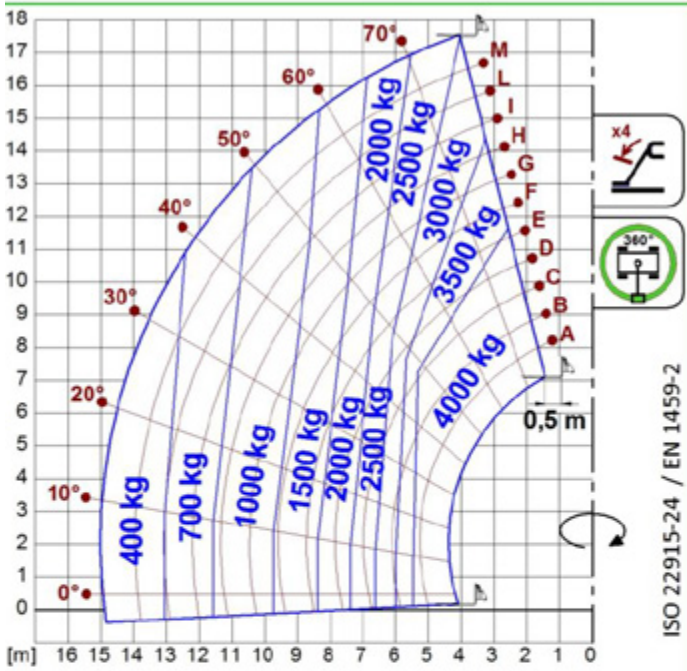
ROTO40.18

## Dimensions

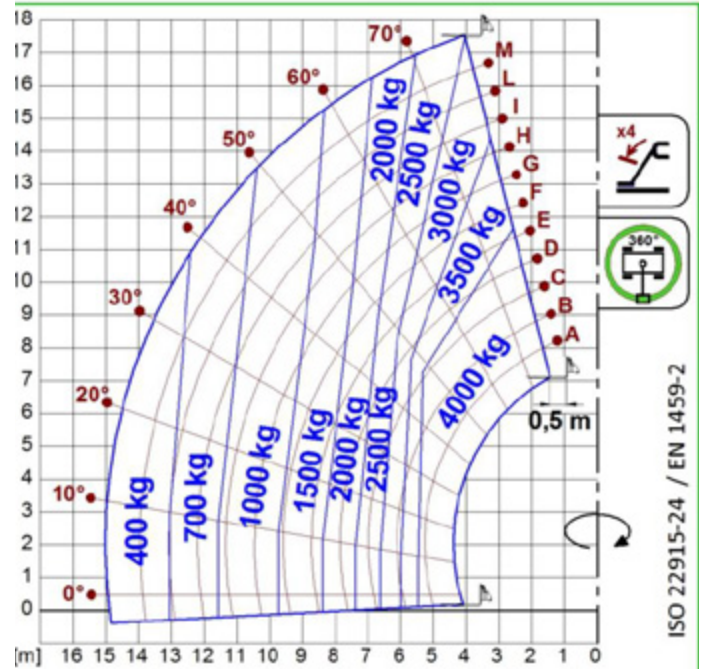


	ROTO 40.18	ROTO 40.18 S	
A (mm)	6030	6030	
C (mm)	2860	2860	
E (mm)	4750	4750	
F (mm)	290	290	
H (mm)	2240	2240	
L (mm)	3750	3750	
M (mm)	1010	1010	
N (mm)	2300	2300	
P (mm)	2980	2980	
R (mm)	4000	4000	
S (mm)	5750	5750	
Z (mm)	850	850	

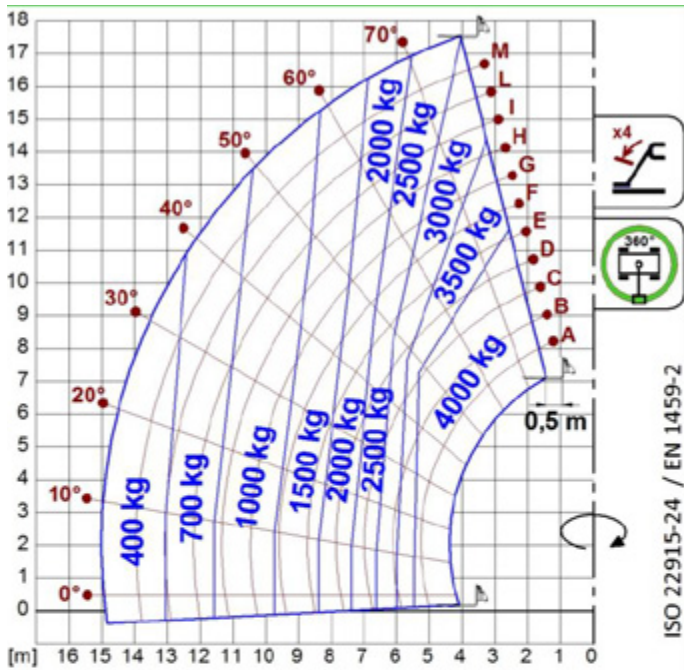




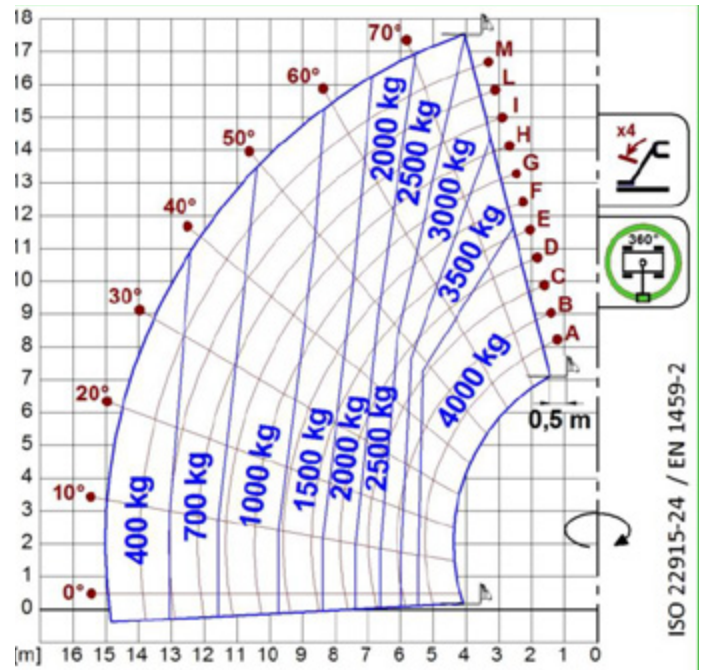
A1000



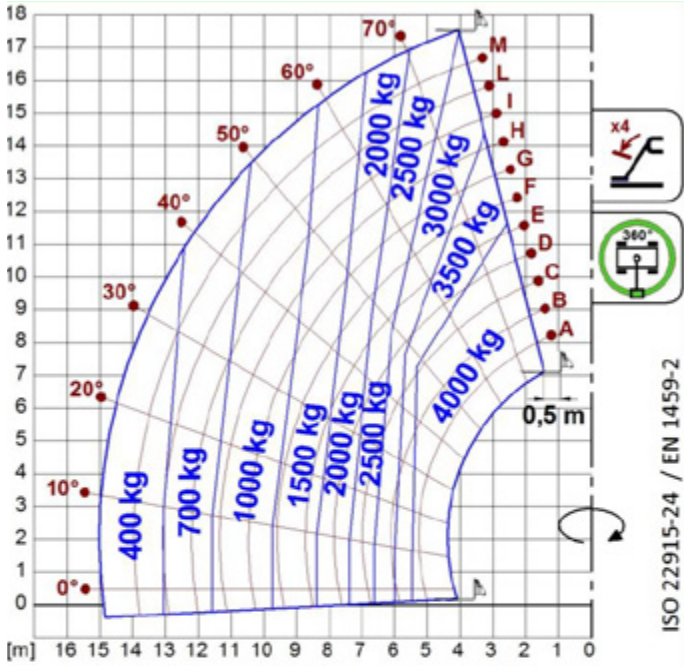
A1118B



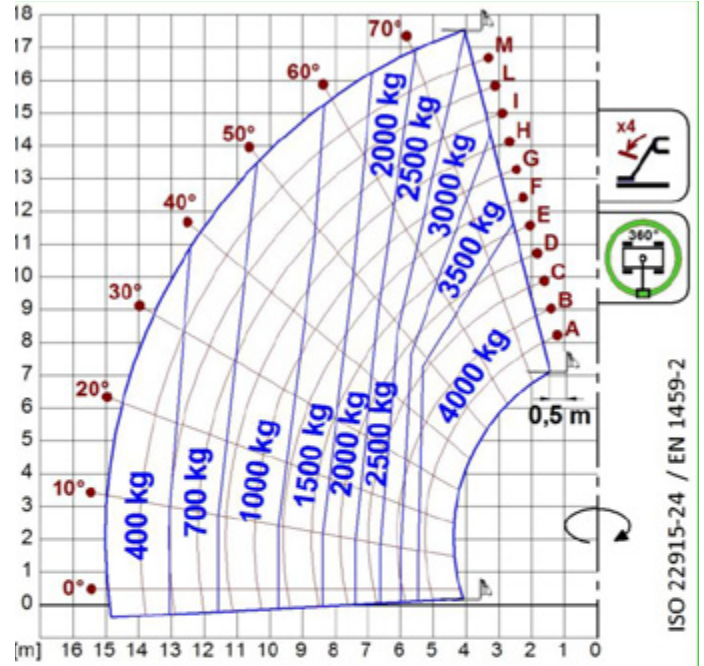
A1200B  
A1300B



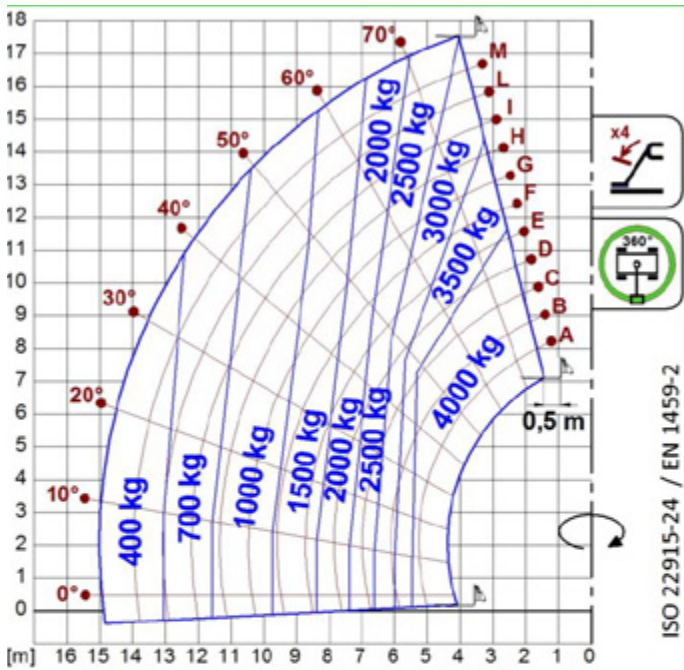
A1210B  
A1310B



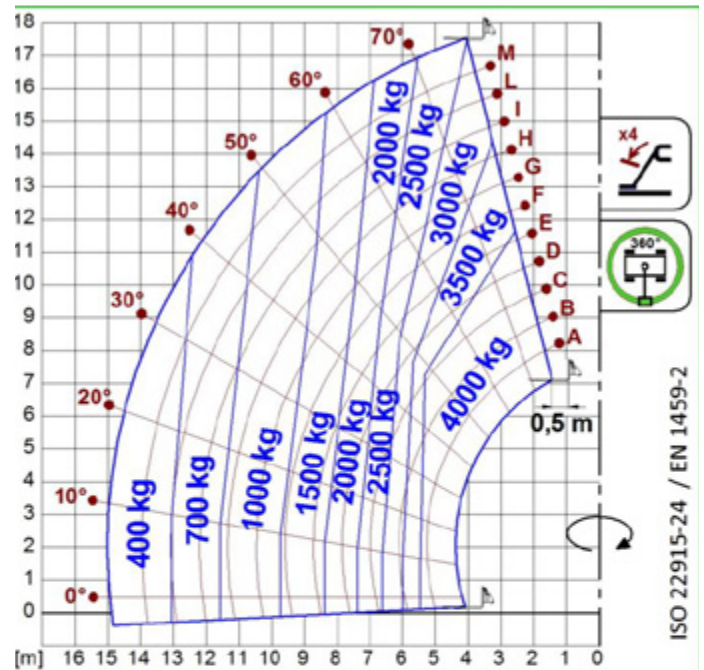
A2765  
A2766



A1827



A1873



A1831

**Your Merlo dealer**



**MERLO S.P.A.**

Via Nazionale, 9  
12010 S. Defendente di Cervasca, (Cuneo) Italia  
Tel. +39 0171 614111  
Fax +39 0171 684101

[info@merlo.com](mailto:info@merlo.com)  
[www.merlo.com](http://www.merlo.com)

